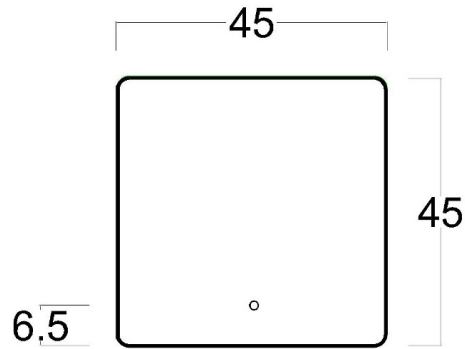
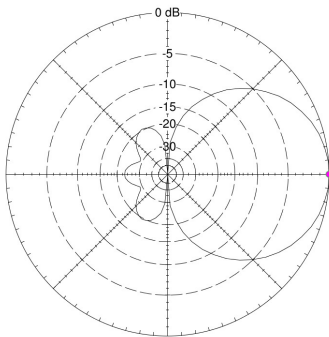


Specification

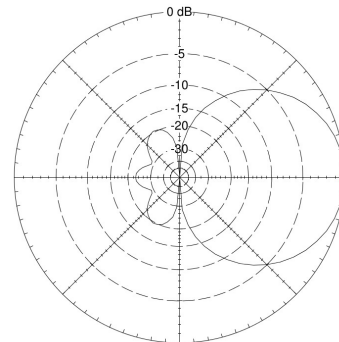


Model:	ABAN-WIFI-PATCH
Frequency Range:	2400-2500MHz
Pattern:	Directional
Gain:	3dB nominal
VSWR:	< 1.3:1 across the band (nominal)
RF Power Handling:	20W
Polarization:	Right Hand Circular (Left hand available)
Mechanical Form:	Square Flat PCB
Size:	45 x 45 x 7mm approx plus SMA connector
RF Connector:	SMA Female Straight on rear of antenna (right angle available)

Options:
RF Connector: Right Angle SMA Connector



2450MHz Elevation Plot



2450MHz Azimuth Plot